

### The new alternative to cutting pipes and mechanical meters from Micronics, for simple, low cost flow measurement from outside the pipe!

The U1000MKII-FM is an ultrasonic permanent/fixed clamp-on flow metering solution for measuring flow rate and total flow with a volume pulse output and optional Modbus or 4-20mA flow proportional output, which can be used as a stand alone meter or as part of an integral management system.

#### Simple to install:

Connect power and enter the pipe inside diameter, adjust the sensors and clamp-on the pipe -no specialist skills or tools required!

A cost effective alternative to traditional in-line meter installation, plus dry servicing, providing minimum downtime and maximum availability!

Compact, rugged and reliable, the U1000MKII-FM has been designed to provide sustained performance in industrial environments.



Pipe range has been extended to 6" pipes.



## Pipe Mounted Fixed Ultrasonic Flow Meter

### General Specifications

<b>Measurement Technique:</b>	Ultrasonic transit time method for flow measurement.
<b>Turn Down Ratio:</b>	100:1
<b>Accuracy:</b>	±1% – 3% of flow reading for >0.3m/s (1 ft/s).
<b>Flow Velocity Range:</b>	0.1m/s – 10m/s (0.3 ft/s – 32 ft/s).
<b>Pipe Range:</b>	Available in 2 options. 22mm – 115mm OD and 125mm – 180mm OD. Note: Pipe size is dependent on pipe material and internal diameter.
<b>Liquid Temp Range:</b>	-4°C – 85°C (20°F – 185°F).
<b>Pulse Output:</b>	Pulse or Frequency. Pulse for Volume flow and Alarms. Frequency for flow rate. The pulse output can be configured as a loss of signal or low flow alarm.
<b>4-20mA Output:</b>	Optional 4-20mA flow proportional output.
<b>Modbus Communication:</b>	Optional Modbus RTU slave, RS485 serial link hardware layer. Modbus connection cable is 1m.
<b>External Power Supply:</b>	12V – 24V +/- 10% AC/DC at 7 watts per unit. Optional plug in 12V power supply.
<b>Electronics Enclosure:</b>	IP54.
<b>Input/Output Cable:</b>	5m x 6 core for power in, 4-20mA and pulse out.
<b>Dimensions:</b>	250mm x 48mm x 90mm (10" x 2" x 4") (electronics + guide rail).

### Industries:

- Building Services
- Energy Management
- Water Treatment
- Chemical
- Pharmaceutical
- Petrochemical
- Food

### Recommended for:

- Hot water < 85°C (185°F)
- Chilled water
- Potable water
- Demineralised water
- Chilled water with Glycol

### Application/use:

- Hot water metering and flow measurement
- Flow measurement for heat metering
- Chilled water metering and flow measurement
- Flow measurement for chilled water energy metering
- Potable water metering and flow measurement
- Process water metering and flow measurement
- Ultrapure water measurement





U1000MKII-FM Flow Reading Screen

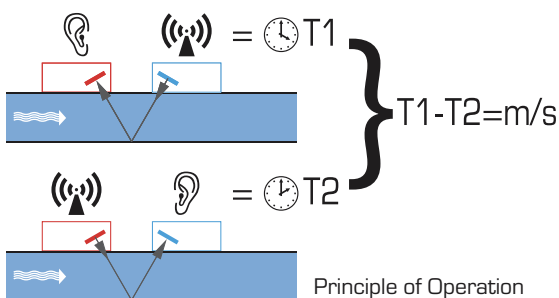
## U1000MKII-FM Product Features and Benefits:

- Factory configured – minimal site configuration
- Adjustable guide rail & sensor assembly – simple installation
- Clamp-on – non-invasive & low install cost
- LCD with backlight – install & service information
- Integral pulse or optional modbus and 4–20mA outputs – aM&T & BEM's compatible


## How it Works:

The Ultraflo U1000MKII-FM is a transit time ultrasonic flow meter designed to work with clamp-on transducers, to provide accurate measurement of liquid flowing within a closed pipe, without the need for any mechanical parts to be inserted through the pipe wall or to protrude into the flow system. It takes just a few minutes to install and there is no need to shut down flow or drain the system!

When ultrasound is transmitted between the transducers, its velocity is slightly increased when travelling in the direction of flow, and slightly reduced when travelling against the flow. The resulting transit time difference is directly proportional to the velocity of the flow in the pipe. Having measured the flow velocity and knowing the pipe cross-sectional area, the volumetric flow can be easily calculated.



## Simple steps for locating U1000MKII-FM on pipe



Guide rail and sensor assembly showing gel pads applied



Clamp guide rail and sensor assembly to pipe and release sensor locking screws

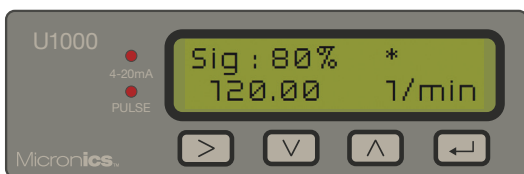
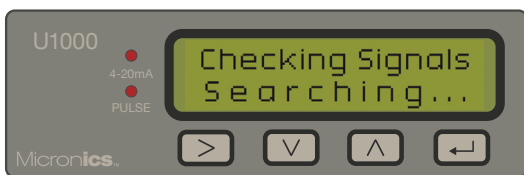


Connect power and sensors to electronic assembly



Click electronic assembly onto guide rail and sensor assembly

## Power on configuration:



## U1000MKII-FM dimensions:

